









Wood Glen Survey for Capital Improvements Planning (3/29/08)

1. Please check one of the following which represents the number of years you have owned property in Wood Glen:			Response Percent	Response Count
4 years or less			31.8%	87
4 plus to 7 years			24.1%	66
7 plus years or more			44.2%	121
			answered question	274
			skipped question	0

2. Please check one of the following which applies to your property:			Response Percent	Response Count
Household with children 10 years old and under			38.7%	106
Household with children over 10 years old			28.8%	79
Household with no children			32.5%	89
			answered question	274
			skipped question	0

3. Is your Wood Glen property your primary residence today?			Response Percent	Response Count
Yes			99.6%	273
No			0.4%	1
			answered question	274
			skipped question	0

4. Rate the value of the EXISTING Wood Glen amenity center features to you and your property value:

	Poor Value	Marginal Value	Good Value	Very Good Value	Excellent Value	Rating Average	Response Count
Swimming pool	2.6% (7)	11.2% (30)	35.2% (94)	28.5% (76)	22.5% (60)	3.57	267
Tennis court	4.9% (13)	14.6% (39)	42.7% (114)	25.1% (67)	12.7% (34)	3.26	267
Basketball court	7.5% (20)	20.2% (54)	42.7% (114)	23.2% (62)	6.4% (17)	3.01	267
Playscape/swings	4.9% (13)	11.6% (31)	37.5% (100)	30.0% (80)	16.1% (43)	3.41	267
Hike/bike trails	1.5% (4)	4.1% (11)	28.5% (76)	36.0% (96)	30.0% (80)	3.89	267
Volleyball sand pit	16.1% (43)	37.5% (100)	30.7% (82)	11.2% (30)	4.5% (12)	2.51	267
Existing sitting areas such as picnic tables, benches, pool furniture	6.0% (16)	23.6% (63)	37.8% (101)	20.2% (54)	12.4% (33)	3.09	267
	answered question						267
	skipped question						7

5. Rate the EXISTING Wood Glen amenity features as compared to other neighborhoods in our area that are similar in price range and size:

	Poor Value	Marginal Value	Good Value	Very Good Value	Excellent Value	Rating Average	Response Count
Swimming pool	6.4% (17)	20.2% (54)	47.9% (128)	20.2% (54)	5.2% (14)	2.98	267
Tennis court	1.9% (5)	15.0% (40)	53.6% (143)	22.1% (59)	7.5% (20)	3.18	267
Basketball court	3.4% (9)	23.2% (62)	47.6% (127)	20.6% (55)	5.2% (14)	3.01	267
Playscape/swings	1.9% (5)	26.2% (70)	45.7% (122)	19.9% (53)	6.4% (17)	3.03	267
Hike/bike trails	2.2% (6)	11.2% (30)	48.7% (130)	28.1% (75)	9.7% (26)	3.32	267
Volleyball sand pit	10.9% (29)	32.2% (86)	42.7% (114)	11.6% (31)	2.6% (7)	2.63	267
Existing sitting Areas such as picnic tables, benches, pool furniture	5.2% (14)	34.5% (92)	45.7% (122)	11.2% (30)	3.4% (9)	2.73	267
	answered question						267
	skipped question						7

6. Rate the impact of the EXISTING Wood Glen amenity center features to a potential buyer's decision of whether to buy a home in our neighborhood:

	Very Low Impact	Low Impact	Moderate Impact	High Impact	Very High Impact	Rating Average	Response Count
Swimming pool	2.6% (7)	7.1% (19)	30.7% (82)	36.7% (98)	22.8% (61)	3.70	267
Tennis court	2.2% (6)	13.9% (37)	48.3% (129)	23.6% (63)	12.0% (32)	3.29	267
Basketball court	3.4% (9)	21.7% (58)	48.7% (130)	16.1% (43)	10.1% (27)	3.08	267
Playscape/swings	2.2% (6)	9.4% (25)	35.2% (94)	35.6% (95)	17.6% (47)	3.57	267
Hike/bike trails	1.1% (3)	7.5% (20)	33.7% (90)	38.2% (102)	19.5% (52)	3.67	267
Volleyball sand pit	16.9% (45)	31.8% (85)	34.5% (92)	10.9% (29)	6.0% (16)	2.57	267
Existing sitting Areas such as picnic tables, benches, pool furniture	6.4% (17)	14.6% (39)	39.0% (104)	25.1% (67)	15.0% (40)	3.28	267
	<i>answered question</i>						267
	<i>skipped question</i>						7

7. Rate the value of the PROPOSED Wood Glen amenity center facility upgrades to you and your property value:

	Poor Value	Marginal Value	Good Value	Very Good Value	Excellent Value	Rating Average	Response Count
Adding more shaded cover spaces using umbrellas	24.8% (66)	33.1% (88)	21.8% (58)	15.8% (42)	4.5% (12)	2.42	266
Adding more shaded cover spaces using metal frame, cantilevered fabric sun shade	18.0% (48)	22.9% (61)	26.3% (70)	22.2% (59)	10.5% (28)	2.84	266
Adding more shaded cover spaces using wood pergola or similar construction	9.4% (25)	11.3% (30)	27.4% (73)	32.3% (86)	19.5% (52)	3.41	266
Expanding crushed granite trail paths	4.5% (12)	9.0% (24)	22.6% (60)	31.2% (83)	32.7% (87)	3.79	266
Building an outdoor, open covered area for social events	10.2% (27)	11.7% (31)	27.4% (73)	31.2% (83)	19.5% (52)	3.38	266
Building an outdoor, open covered area for social events that includes an enclosed area with heating and A/C	14.7% (39)	14.3% (38)	20.3% (54)	22.2% (59)	28.6% (76)	3.36	266
Adding more playscape features to the existing playscape area	11.7% (31)	18.4% (49)	24.8% (66)	24.1% (64)	21.1% (56)	3.24	266
Adding a second tennis court	21.1% (56)	29.3% (78)	24.8% (66)	15.0% (40)	9.8% (26)	2.63	266
Adding more sitting areas	8.6% (23)	19.5% (52)	33.5% (89)	26.7% (71)	11.7% (31)	3.13	266
	answered question						266
	skipped question						8

8. Rate the impact of the PROPOSED Wood Glen amenity center features to a potential buyer's decision of whether to buy a home in our neighborhood:

	Very Low Impact	Low Impact	Moderate Impact	High Impact	Very High Impact	Rating Average	Response Count
Adding more shaded cover spaces	9.4% (25)	21.8% (58)	36.1% (96)	23.3% (62)	9.4% (25)	3.02	266
Expanding crushed granite trail paths	4.9% (13)	12.0% (32)	26.7% (71)	35.3% (94)	21.1% (56)	3.56	266
Building an outdoor, open covered area for social events	7.9% (21)	10.9% (29)	33.1% (88)	35.7% (95)	12.4% (33)	3.34	266
Building an outdoor, open covered area for social events that includes an enclosed area with heating and A/C	9.4% (25)	15.8% (42)	22.9% (61)	26.7% (71)	25.2% (67)	3.42	266
Adding more playscape features to the existing playscape area	6.8% (18)	18.0% (48)	30.1% (80)	29.3% (78)	15.8% (42)	3.29	266
Adding a second tennis court	15.4% (41)	29.3% (78)	29.3% (78)	18.0% (48)	7.9% (21)	2.74	266
Adding more sitting areas	9.8% (26)	25.2% (67)	33.8% (90)	23.7% (63)	7.5% (20)	2.94	266
	<i>answered question</i>						266
	<i>skipped question</i>						8

9. If a new amenity center structure were constructed, rate the value of these PROPOSED DESIGN FEATURES to you and your property value:

	Poor Value	Marginal Value	Good Value	Very Good Value	Excellent Value	Rating Average	Response Count
Building an extra pool shower with privacy	25.2% (67)	35.0% (93)	24.1% (64)	9.4% (25)	6.4% (17)	2.37	266
Including an indoor and/or outdoor kitchenette	16.5% (44)	20.3% (54)	24.4% (65)	23.3% (62)	15.4% (41)	3.01	266
Building a new set of restrooms	9.0% (24)	21.8% (58)	30.1% (80)	25.2% (67)	13.9% (37)	3.13	266
Add storage space for pool furniture	12.4% (33)	30.5% (81)	37.6% (100)	13.2% (35)	6.4% (17)	2.71	266
	<i>answered question</i>						266
	<i>skipped question</i>						8

10. Rate the value of upgrading our Wood Glen neighborhood ENTRANCE at FM3406 and Plantation Drive to you and your property value:

	Poor Value	Marginal Value	Good Value	Very Good Value	Excellent Value	Rating Average	Response Count
Eliminating existing front entrance guard house	37.2% (99)	28.9% (77)	14.7% (39)	9.4% (25)	9.8% (26)	2.26	266
Adding front entrance fountain	18.0% (48)	22.9% (61)	24.1% (64)	16.9% (45)	18.0% (48)	2.94	266
Adding a communication sign at the second island of the Plantation Dr. entrance	26.7% (71)	35.0% (93)	21.8% (58)	8.6% (23)	7.9% (21)	2.36	266
Adding landscaping	7.9% (21)	15.0% (40)	30.5% (81)	21.4% (57)	25.2% (67)	3.41	266
	<i>answered question</i>						266
	<i>skipped question</i>						8










11. Rate the value of the following PROPOSED SECURITY upgrades to you and your property value:							
	Poor Value	Marginal Value	Good Value	Very Good Value	Excellent Value	Rating Average	Response Count
Install video security system for amenity center site to decrease vandalism	4.1% (11)	12.4% (33)	33.1% (88)	24.8% (66)	25.6% (68)	3.55	266
Replacing physical key system with an electronic tag security system	11.3% (30)	22.6% (60)	28.6% (76)	19.5% (52)	18.0% (48)	3.11	266
	<i>answered question</i>						266
	<i>skipped question</i>						8

12. What amenities are NOT included in this survey that you would like to see added or improved?		Response Count
		112
	<i>answered question</i>	112
	<i>skipped question</i>	162



13. What security or safety concerns or suggestions do you have regarding the park, trails, pool, or proposed amenity center upgrades?		Response Count
		101
	<i>answered question</i>	101
	<i>skipped question</i>	173

14. What capital improvements do you believe would be beneficial to Wood Glen other than the proposed improvements outlined in this survey?		Response Count
		97
	<i>answered question</i>	97
	<i>skipped question</i>	177

15. Are you or any family member able to volunteer in any of the following Wood Glen capacities? Check all that apply:

		Response Percent	Response Count
Section Representative/Board Member		22.9%	8
Capital Improvements Committee		45.7%	16
Modifications Committee		22.9%	8
Landscape Committee		34.3%	12
Security and Safety Liaison		20.0%	7
Social Committee		17.1%	6
Pool/Amenity Center Committee		8.6%	3
Communications Committee		5.7%	2
Fire Ant Management Committee		2.9%	1
		answered question	35
		skipped question	239


16. If so, may we contact you about your interest?

		Response Percent	Response Count
Yes		69.6%	39
No		30.4%	17
		answered question	56
		skipped question	218

17. If YES, please recommend the best way to contact you:

		Response Count
		37
		answered question
		37
		skipped question
		237

18. Do you have any other comments?		
		Response Count
		71
<i>answered question</i>		71
<i>skipped question</i>		203

19. Name/Contact Info			
		Response Percent	Response Count
Name:		100.0%	142
Company:	<input type="text"/>	0.7%	1
Address:	<input type="text"/>	2.1%	3
Address 2:	<input type="text"/>	0.0%	0
City/Town:	<input type="text"/>	1.4%	2
State:	<input type="text"/>	1.4%	2
ZIP/Postal Code:	<input type="text"/>	1.4%	2
Country:	<input type="text"/>	0.7%	1
Email Address:	<input type="text"/>	0.7%	1
Phone Number:	<input type="text"/>	0.7%	1
		<i>answered question</i>	142
		<i>skipped question</i>	132